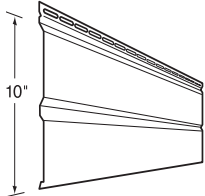


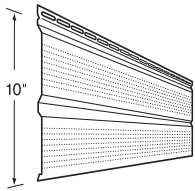
# Data Sheet

## DuraSpan® Soffit & Porch Ceiling

Proven Performance



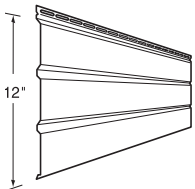
**10" Vinyl Soffit - D5 Solid 32DS10SD\_\_**  
 Length 12' - 0" | 20 Panels/Ctn. | 2 Sq./Ctn. | 15 Ctns./Crate | Ctn. Weight: 85.49 lbs.



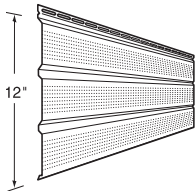
**10" Vinyl Soffit - D5 Full Vent 32DS10V\_\_**  
 Length 12' - 0" | 20 Panels/Ctn. | 2 Sq./Ctn. | 15 Ctns./Crate | Ctn. Weight: 85.25 lbs.  
 Sq. In. Vent Area Per L. F.: 3.8

**Color # | Color | Matte Finish**

02 White Birch	22 Sunny Maize	44 Harbor Stone	61 Artisan Clay
11 Classic Sand	41 Soft Willow	46 Basket Beige	86 Nutmeg
17 Warm Sandalwood	43 Pebble Clay	49 Graphite Grey	98 Musket Brown



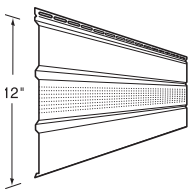
**12" Vinyl Soffit - Solid 32DS12DS\_\_**  
 Length 12' - 0" | 16 Panels/Ctn. | 192 Sq. Ft./Ctn. | 15 Ctns./Crate | Ctn. Weight: 81.57 lbs.



**12" Vinyl Soffit - Full Vent 32DS12VT\_\_**  
 Length 12' - 0" | 16 Panels/Ctn. | 192 Sq. Ft./Ctn. | 15 Ctns./Crate | Ctn. Weight: 80.11 lbs.  
 Sq. In. Vent Area Per L. F.: 4.0

**Color # | Color | Matte Finish**

02 White Birch	43 Pebble Clay	52 Java	85 Keystone	92 Onyx
11 Classic Sand	44 Harbor Stone	61 Artisan Clay	86 Nutmeg	94 Mountain Pine
17 Warm Sandalwood	46 Basket Beige	79 Seagrass	87 Heritage Red	96 Blue Ridge
22 Sunny Maize	47 Slate Blue	80 Twilight	89 Hampton Blue	97 Woodland
26 Summer Wheat	49 Graphite Grey	81 Canyon Brown	90 Gray Flannel	98 Musket Brown
41 Soft Willow	51 Topaz	82 Meadow	91 Coffee Bean	



**12" Vinyl Soffit - Center Vent 32DS12CV\_\_**  
 Length 12' - 0" | 16 Panels/Ctn. | 192 Sq. Ft./Ctn. | 15 Ctns./Crate  
 Ctn. Weight: 81.09 lbs. | Sq. In. Vent Area Per L. F.: 1.3

**Color # | Color | Matte Finish**


02 White Birch	22 Sunny Maize	44 Harbor Stone	61 Artisan Clay
11 Classic Sand	41 Soft Willow	46 Basket Beige	86 Nutmeg
17 Warm Sandalwood	43 Pebble Clay	49 Graphite Grey	98 Musket Brown

Please see other side for more products and test data information

# Data Sheet


## DuraSpan® Soffit & Porch Ceiling

Proven Performance



### T2 Porch Ceiling Panel - Solid 21SS696SD02

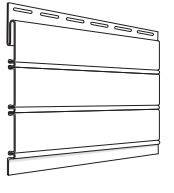
Length 8' - 0" | 25 Panels/Ctn. | 1 Sq./Ctn. | 30 Ctns./Crate | Ctn. Weight: 57.89 lbs.



### T2 Porch Ceiling Panel - Vented 21SS696VT02

Length 8' - 0" | 25 Panels/Ctn. | 1 Sq./Ctn. | 30 Ctns./Crate | Ctn. Weight: 57.89 lbs. |  
Sq. In. Vent Area Per L. F.: 1.2

**Note:** Available in **02 White Birch ONLY; Matte Finish**



### T2 Porch Ceiling Panel - Solid 21SS6150SD\_\_

Length 12' - 6" | 16 Panels/Ctn. | 1 Sq./Ctn. | 30 Ctns./Crate | Ctn. Weight: 58.63 lbs. |



### T2 Porch Ceiling Panel - Vented 21SS6150VT\_\_

Length 12' - 6" | 16 Panels/Ctn. | 1 Sq./Ctn. | 30 Ctns./Crate | Ctn. Weight: 58.63 lbs. |  
Sq. In. Vent Area Per L. F.: 1.2

#### Color # | Color | Matte Finish

02 White Birch      11 Classic Sand      43 Pebble Clay      47 Slate Blue

## DuraSpan® Vinyl Soffit & Porch Ceiling

SCI® Vinyl Siding meets or exceeds all industry standards per ASTM D3679.

#### Product Test Data

Thickness.....	.040" ± .001"	Impact Resistance.....	Passes per ASTM D3679
Specific Gravity.....	1.45	Surface Distortion @ 140°F.....	0
Tensile Strength (PSI).....	7,154	Flame Spread Index.....	10
Tensile Modulus (PSI).....	416,900	Fire Rating .....	Class A
IZOD Impact Strength @ 32°F.....	Passes per ASTM D3679	Smoke Developed.....	.395
Heat Deflection Temp. @ 264 PSI.....	169°F	Fuel Contribution.....	0
Coefficient of Linear Expansion.....	3.30 x 10 <sup>-5</sup>	Average Time Of Burning.....	Self extinguished
Warpage.....	0.00"	Average Extent Of Burning.....	2.379 mm
Heat Shrinkage.....	0.3%	Weathering.....	Passes per ASTM D3679

